



## RESPONSIBILITY OF FAMILIES

- Inform the community program of any medical or special health care needs of your child.
- Complete the URIS Group B Application form provided by the community program.
- Talk with the URIS Nurse to develop your child's individual health care plan for the community program.
- Sign your child's completed health care plan for use at the community program.
- Inform the staff at the community program as well as the URIS nurse of ANY changes to your child's health information at any time.

FOR MORE  
INFORMATION OR TO  
APPLY FOR URIS  
SUPPORT, CONTACT  
YOUR COMMUNITY  
PROGRAM



Date of Issue: April 2014  
Date of Revision: May 2014  
Document #: PMH149



## UNIFIED REFERRAL AND INTAKE SYSTEM (URIS) A GUIDE FOR PARENTS

[www.prairiemountainhealth.ca](http://www.prairiemountainhealth.ca)

## Unified Referral and Intake System (URIS)

The URIS program supports children who require assistance with health care needs while attending community programs including schools, licensed child care facilities, respite services, and recreation programs within Prairie Mountain Health.

With your assistance, the URIS Nurse will complete an Individual Health Care Plan for your child.

This Health Care Plan outlines your child's health history and the necessary interventions to support your child's health care needs while attending the community program.

The URIS Nurse will train the community program staff for procedures specific to your child's health care need (e.g. how to administer an inhaled medication to a child with Asthma).

URIS training supports schools, licensed child care facilities, recreation programs and respite services personnel to respond to your child's specific health care needs and emergencies.

Prairie Mountain Health URIS Program partners with Manitoba health care professionals to ensure your child is receiving the best support available.



### Health Care Conditions (Group B)

Health care procedures may be safely delegated to non-healthcare personnel when the child's health status is stable and response to the procedure is predictable. Non-healthcare personnel must receive training and ongoing monitoring by a URIS Nurse. The URIS program may provide support for the following conditions:

- Life-threatening Allergy (anaphylaxis)
- Asthma (when medication is present at the community program)
- Seizure Disorder
- Diabetes
- Cardiac Condition
- Bleeding Disorder
- Steroid Dependence
- Osteogenesis Imperfecta (brittle bone disease)
- Gastrostomy Care and Feeding
- Ostomy Care
- Clean Intermittent Catheterization (IMC)
- Pre-set Oxygen
- Suctioning (oral and/or nasal)
- Administration of Medication



**The Unified Referral and Intake System (URIS) is a partnership of Prairie Mountain Health and the Government of Manitoba Departments of Health, Family Services and Education**



## UNIFIED REFERRAL AND INTAKE SYSTEM (URIS) GROUP B APPLICATION (a)

### Review application, complete and sign in ink

The purpose of this form is to identify the child's specific health care and if applicable, apply for URIS Group B support which includes the development of a health care plan and training of community program staff by a registered nurse. URIS is a partnership of Health, Education and Family Services. If you have questions about the information requested on this form, you may contact the community program.

### Section I – To be completed by the community program

<b>Type of community program (please √)</b>  <input type="checkbox"/> School <input type="checkbox"/> Licensed child care <input type="checkbox"/> Respite <input type="checkbox"/> Recreation program <input type="checkbox"/> Other: _____ _____	<b>Community Program Name:</b> _____	<b>Location of Service:</b> <input type="checkbox"/> Same as on left
	<b>Contact person:</b> _____	<b>Contact person:</b> _____
	<b>Phone:</b> _____ <b>Fax:</b> _____	<b>Phone:</b> _____ <b>Fax:</b> _____
	<b>Email:</b> _____	<b>Email:</b> _____
	<b>Mailing address:</b> <b>Street address:</b> _____ <b>City/Town:</b> _____ <b>Postal Code:</b> _____	<b>Mailing address:</b> <b>Street address:</b> _____ <b>City/Town:</b> _____ <b>Postal Code:</b> _____

### Section II - Child information - to be completed by parent

<b>Last Name</b>	<b>First Name</b>	<b>Birthdate</b>
		Y Y Y Y M M M D D
<b>Preferred Name (Alias)</b>	<b>Age</b>	<b>Grade</b>
		<b>Gender</b>
		<input type="checkbox"/> M <input type="checkbox"/> F <input type="checkbox"/> Other

Does your child ride the bus?  YES  NO

**Does your child have any of the following listed health concerns?**  YES  NO (check (√) one)






➤ If you have answered **NO**, please sign here and return this form to the community program.

Parent/ Legal Guardian NAME	Parent/Legal Guardian SIGNATURE	DATE (YYYY/MMM/DD)
-----------------------------	---------------------------------	--------------------

- If you have answered **YES**, please complete the remainder of the form **including Section III**.
- Please check (√) all health care conditions for which the child requires an intervention during attendance at the community program. Return the completed form to the community program.


<input type="checkbox"/> YES <input type="checkbox"/> NO	<b>Life-threatening allergy and child is prescribed an injector (e.g. Epi-Pen®/ Taro Epinephrine®/ Allerject®)</b>	<input type="checkbox"/> YES <input type="checkbox"/> NO Does the child bring an injector to the community program?
<input type="checkbox"/> YES <input type="checkbox"/> NO	<b>Asthma (administration of medication by inhalation)</b>	<input type="checkbox"/> YES <input type="checkbox"/> NO Does the child bring reliever medication (puffer) to the community program? <input type="checkbox"/> YES <input type="checkbox"/> NO Does your child know <b>when</b> to take their reliever medication (puffer) e.g. can recognize signs of asthma? <input type="checkbox"/> YES <input type="checkbox"/> NO Can your child take their reliever medication (puffer) <b>on their own</b> ? IF NO, describe what your child needs help with: _____
<input type="checkbox"/> YES <input type="checkbox"/> NO	<b>Seizure disorder What type of seizure(s) does the child have? _____</b>	<input type="checkbox"/> YES <input type="checkbox"/> NO Does the child require administration of rescue medication? <input type="checkbox"/> Lorazepam <input type="checkbox"/> Midazolam <input type="checkbox"/> YES <input type="checkbox"/> NO Does the child require the use of a vagal nerve stimulator (wand)?
<input type="checkbox"/> YES <input type="checkbox"/> NO	<b>Diabetes What type of diabetes does the child have? <input type="checkbox"/> Type 1 <input type="checkbox"/> Type 2</b>	<input type="checkbox"/> YES <input type="checkbox"/> NO Does the child require blood glucose monitoring at the community program? <input type="checkbox"/> YES <input type="checkbox"/> NO Does the child require assistance with blood glucose monitoring? <input type="checkbox"/> YES <input type="checkbox"/> NO Does the child have low blood glucose emergencies that require a response?

## ASTHMA HEALTH CARE PLAN

Child name:	Birth date:			
Community program name:				
Parent/guardian name:				
Home Ph#:	Cell #:	Work Ph#:		
Parent/guardian name:		Work Ph#:		
Home Ph#:	Cell #:	Work Ph#:		
Alternate emergency contact name:		Work Ph#:		
Home Ph#:	Cell #:	Work Ph#:		
Allergist:	Phone #:			
Pediatrician/Family doctor:	Phone #:			
Known allergies:				
Does child wear MedicAlert™ identification for asthma? <input type="checkbox"/> YES <input type="checkbox"/> NO				
<b><u>TRIGGERS</u></b> - List items that most commonly trigger your child's asthma.				
<b><u>RELIEVER MEDICATION</u></b> (or bronchodilators) provides fast temporary relief from asthma symptoms. It is recommended that Reliever medication is carried with the child so it is available if an asthma episode occurs.				
What Reliever medication has been prescribed for your child? (CHECK ONE)	<input type="checkbox"/> Salbutamol (e.g. Ventolin®, Airomir®) <input type="checkbox"/> Symbicort® <input type="checkbox"/> Other _____			
How many puffs of Reliever medication are prescribed for an asthma episode? (CHECK ONE)	<input type="checkbox"/> 1 puff <input type="checkbox"/> 1 or 2 puffs <input type="checkbox"/> 2 puffs <input type="checkbox"/> other _____			
Where does your child carry his/her Reliever medication? (CHECK ONE)	<input type="checkbox"/> fanny pack <input type="checkbox"/> purse <input type="checkbox"/> backpack <input type="checkbox"/> other _____			
Does your child know when to take their Reliever medication?	<input type="checkbox"/> Yes <input type="checkbox"/> No	<b>Can your child take their Reliever medication on their own?</b> <input type="checkbox"/> Yes <input type="checkbox"/> No		
<b>CIRCLE</b> the type of medication device your child uses for <u>Reliever medication</u> .				
 Metered dose inhaler (MDI)	 MDI & spacer with mouthpiece	 MDI & spacer with mask	 Turbuhaler®	 Diskus®

**The Health Care Plan should accompany the child on excursions outside the facility.**

## ASTHMA HEALTH CARE PLAN

<b>Name:</b>	<b>Birth date:</b>
<b>IF YOU SEE THIS:</b>	
<p><b><u>Symptoms of asthma</u></b></p> <ul style="list-style-type: none"> <li>• Coughing</li> <li>• Wheezing</li> <li>• Chest tightness</li> <li>• Shortness of breath</li> <li>• Increase in rate of breathing while at rest</li> </ul>	<p><b>DO THIS:</b></p> <ol style="list-style-type: none"> <li>1. Remove the child from triggers of asthma.</li> <li>2. Have the child sit down.</li> <li>3. Ensure the child takes Reliever medication (usually blue cap or bottom).</li> <li>4. Encourage slow deep breathing.</li> <li>5. Monitor the child for improvement of asthma symptoms.</li> <li>6. If Reliever medication has been given and asthma symptoms do not improve in 5-10 minutes, contact parent/guardian.               <ul style="list-style-type: none"> <li>• <i>Reliever medication can be repeated once at this time. If the child is not well enough to remain at the community program, the parent/guardian should come and pick them up.</i></li> </ul> </li> <li>7. If any of the emergency situations occur (see list below), call 911/EMS.</li> </ol>
<p><b><u>Emergency situations</u></b></p> <ul style="list-style-type: none"> <li>• Skin pulling in under the ribs</li> <li>• Skin being sucked in at the ribs or throat</li> <li>• Greyish/bluish color in lips and nail beds</li> <li>• Inability to speak in full sentences</li> <li>• Shoulders held high, tight neck muscles</li> <li>• Cannot stop coughing</li> <li>• Difficulty walking</li> </ul>	<ol style="list-style-type: none"> <li>1. Activate 911/EMS. <i>Delegate this task to another person. Do not leave the child alone.</i></li> <li>2. Continue to give Reliever medication as prescribed every five minutes.</li> <li>3. Notify the child's parent/guardian.</li> <li>4. Stay with the child until EMS personnel arrives.</li> </ol>
<p><b><u>Signs that asthma is not controlled</u></b></p> <p><b>If staff becomes aware of any of the following situations, they should inform the child's parent/guardian.</b></p> <ul style="list-style-type: none"> <li>• Asthma symptoms prevent the child from performing normal activities.</li> <li>• The child is frequently coughing, short of breath or wheezing.</li> <li>• The child is using Reliever medication more than 3 times per week for asthma symptoms.</li> </ul>	

*I have reviewed this health care plan and provide consent to this plan on behalf of my child.*

**Parent/guardian signature:** \_\_\_\_\_ **Date:** \_\_\_\_\_

*I have reviewed this health care plan to ensure it provides the community program with required information.*

**Nurse signature:** \_\_\_\_\_ **Date:** \_\_\_\_\_

**Documentation**


**Instruction sheet for medication device attached**

<input type="checkbox"/> YES	<input type="checkbox"/> NO	<b>Ostomy Care</b>	
		<input type="checkbox"/> YES <input type="checkbox"/> NO	Does the child have an ostomy/stoma?
		<input type="checkbox"/> YES <input type="checkbox"/> NO	Does the child require the ostomy pouch to be emptied at the community program?
		<input type="checkbox"/> YES <input type="checkbox"/> NO	Does the child require the established appliance to be changed at the community program?
		<input type="checkbox"/> YES <input type="checkbox"/> NO	Does the child require assistance with ostomy care at the community program?
<input type="checkbox"/> YES	<input type="checkbox"/> NO	<b>Gastrostomy Care</b>	
		<input type="checkbox"/> YES <input type="checkbox"/> NO	Does the child have a gastrostomy tube? Type of tube: _____
		<input type="checkbox"/> YES <input type="checkbox"/> NO	Does the child require gastrostomy tube feeding at the community program?
		<input type="checkbox"/> YES <input type="checkbox"/> NO	Does the child require administration of medication via the gastrostomy tube at the program?
<input type="checkbox"/> YES	<input type="checkbox"/> NO	<b>Clean Intermittent Catheterization (CIC)</b>	
		<input type="checkbox"/> YES <input type="checkbox"/> NO	Does the child require CIC?
		<input type="checkbox"/> YES <input type="checkbox"/> NO	Does the child require assistance with CIC at the community program?
<input type="checkbox"/> YES	<input type="checkbox"/> NO	<b>Pre-set Oxygen</b>	
		<input type="checkbox"/> YES <input type="checkbox"/> NO	Does the child require pre-set oxygen at the community program?
		<input type="checkbox"/> YES <input type="checkbox"/> NO	Does the child bring oxygen equipment to the community program?
<input type="checkbox"/> YES	<input type="checkbox"/> NO	<b>Suctioning (oral and/or nasal)</b>	
		<input type="checkbox"/> YES <input type="checkbox"/> NO	Does the child require oral and/or nasal suctioning at the community program?
		<input type="checkbox"/> YES <input type="checkbox"/> NO	Does the child bring suctioning equipment to the community program?
<input type="checkbox"/> YES	<input type="checkbox"/> NO	<b>Cardiac Condition where the child requires a specialized emergency response at the community program.</b>	
			What type of cardiac condition has the child been diagnosed with? _____
<input type="checkbox"/> YES	<input type="checkbox"/> NO	<b>Bleeding Disorder (e.g., von Willebrand disease, hemophilia)</b>	
			What type of bleeding disorder has the child been diagnosed with? _____
<input type="checkbox"/> YES	<input type="checkbox"/> NO	<b>Endocrine Conditions (e.g. steroid dependence, congenital adrenal hyperplasia, hypopituitarism, Addison's disease)</b>	
			What type of steroid dependence has the child been diagnosed with? _____
<input type="checkbox"/> YES	<input type="checkbox"/> NO	<b>Osteogenesis Imperfecta (brittle bone disease)</b>	What type? _____

**Section III - Authorization for the Release of Medical Information**

In accordance with *The Personal Health Information Act (PHIA)*, I authorize the Community Program, the Unified Referral and Intake System Provincial Office, and the nursing provider serving the community program, all of whom may be providing services and/or supports to my child, to exchange and release medical information specific to the health care interventions identified above and consult with my child's health care provider, if necessary, for the purpose of developing and implementing an Individual Health Care Plan/Emergency Response Plan and training community program staff for

**Child's Name:** \_\_\_\_\_ **Child's PHIN:** \_\_\_\_\_

I also authorize the Unified Referral and Intake System Provincial Office to include my child's information in a provincial database which will only be used for the purposes of program planning, service coordination and service delivery. This database may be updated to reflect changing needs and services. I understand that my child's personal and personal health information will be kept confidential and protected in accordance with *The Freedom of Information and Protection of Privacy Act (FIPPA)* and *The Personal Health Information Act (PHIA)*.

I understand that any other collection, use or disclosure of personal information or personal health information about my child will not be permitted without my consent, unless authorized under FIPPA or PHIA.

Consent will be reviewed with me annually. I understand that as the parent/legal guardian I may amend or revoke this consent at any time with a written request to the community program.

If I have any questions about the use of the information provided on this form, I may contact the community program directly.

\_\_\_\_\_  
**NAME (PRINT) Parent/ Legal Guardian**                      **SIGNATURE Parent/Legal Guardian**                      **DATE (YYYY/MMM/DD)**

Mailing Address: \_\_\_\_\_ City/Town: \_\_\_\_\_ Postal Code: \_\_\_\_\_

Work/Daytime Phone: \_\_\_\_\_ Cell Phone: \_\_\_\_\_ Home Phone: \_\_\_\_\_

Email: \_\_\_\_\_

## ANAPHYLAXIS HEALTH CARE PLAN

Child name:	Birth date:	
Community program name:		
Parent/guardian name:		
Home #:	Cell #:	Work #:
Parent/guardian name:		
Home #:	Cell #:	Work #:
Alternate emergency contact name:		
Home #:	Cell #:	Work #:
Allergist:		Phone #:
Pediatrician/Family doctor:		Phone #:
Life-threatening allergies (i.e. allergies that epinephrine auto-injector is prescribed for):		
Other allergies (non life-threatening):		
Does child wear MedicAlert™ identification for life-threatening allergy(s)? <input type="checkbox"/> YES <input type="checkbox"/> NO		
<b><u>Epinephrine auto-injector information</u></b>		
<b>Type</b> <input type="checkbox"/> EpiPen® 0.15 mg (green) <input type="checkbox"/> EpiPen® 0.3 mg (yellow) <input type="checkbox"/> Allerject® 0.15 mg (blue) <input type="checkbox"/> Allerject® 0.3 mg (orange)	<b>Location</b> - It is recommended that the child carries the epinephrine auto-injector at all times. <input type="checkbox"/> Fanny pack <input type="checkbox"/> Back pack <input type="checkbox"/> Purse <input type="checkbox"/> Other – Describe _____	
<b>Child has a 2<sup>nd</sup> (back-up) auto-injector available at the community program.</b> <input type="checkbox"/> YES Location _____ <input type="checkbox"/> NO		
Other information about my child's life threatening allergy that community program should know.		

**This Health Care Plan should accompany the child on excursions outside the facility.**

## ANAPHYLAXIS HEALTH CARE PLAN

<b>Name:</b> _____	<b>Birth date:</b> _____
--------------------	--------------------------

<b>IF YOU SEE THIS</b>	<b>DO THIS</b>
------------------------	----------------

<p><b><u>If ANY combination of the following signs is present and there is reason to suspect anaphylaxis:</u></b></p> <table style="width: 100%; border: none;"> <tr> <td style="width: 50%; vertical-align: top;"> <p><b><u>Face</u></b></p> <ul style="list-style-type: none"> <li>• Red, watering eyes</li> <li>• Runny nose</li> <li>• Redness and swelling of face, lips &amp; tongue</li> <li>• Hives (red, raised &amp; itchy rash)</li> </ul> <p><b><u>Airway</u></b></p> <ul style="list-style-type: none"> <li>• Sensation of throat tightness</li> <li>• Hoarseness or other change of voice</li> <li>• Difficulty swallowing</li> <li>• Difficulty breathing</li> <li>• Coughing</li> <li>• Wheezing</li> <li>• Drooling</li> </ul> </td> <td style="width: 50%; vertical-align: top;"> <p><b><u>Stomach</u></b></p> <ul style="list-style-type: none"> <li>• Severe vomiting</li> <li>• Severe diarrhea</li> <li>• Severe cramps</li> </ul> <p><b><u>Total body</u></b></p> <ul style="list-style-type: none"> <li>• Hives (red, raised &amp; itchy rash)</li> <li>• Feeling a “sense of doom”</li> <li>• Change in behavior</li> <li>• Pale or bluish skin</li> <li>• Dizziness</li> <li>• Fainting</li> <li>• Loss of consciousness</li> </ul> </td> </tr> </table>	<p><b><u>Face</u></b></p> <ul style="list-style-type: none"> <li>• Red, watering eyes</li> <li>• Runny nose</li> <li>• Redness and swelling of face, lips &amp; tongue</li> <li>• Hives (red, raised &amp; itchy rash)</li> </ul> <p><b><u>Airway</u></b></p> <ul style="list-style-type: none"> <li>• Sensation of throat tightness</li> <li>• Hoarseness or other change of voice</li> <li>• Difficulty swallowing</li> <li>• Difficulty breathing</li> <li>• Coughing</li> <li>• Wheezing</li> <li>• Drooling</li> </ul>	<p><b><u>Stomach</u></b></p> <ul style="list-style-type: none"> <li>• Severe vomiting</li> <li>• Severe diarrhea</li> <li>• Severe cramps</li> </ul> <p><b><u>Total body</u></b></p> <ul style="list-style-type: none"> <li>• Hives (red, raised &amp; itchy rash)</li> <li>• Feeling a “sense of doom”</li> <li>• Change in behavior</li> <li>• Pale or bluish skin</li> <li>• Dizziness</li> <li>• Fainting</li> <li>• Loss of consciousness</li> </ul>	<ol style="list-style-type: none"> <li>1. Inject the epinephrine auto-injector in the outer middle thigh.             <ol style="list-style-type: none"> <li>a) Secure child’s leg. The child should be sitting or lying down in a position of comfort.</li> <li>b) Identify the injection area on the outer middle thigh.</li> <li>c) Hold the epinephrine auto-injector correctly.</li> <li>d) Remove the safety cap by pulling it straight off.</li> <li>e) Firmly press the tip into the outer middle thigh at a 90° angle until you hear or feel a click. Hold in place to ensure all the medication is injected.</li> <li>f) Discard the used epinephrine auto-injector following the community program’s policy for disposal of sharps or give to EMS personnel.</li> </ol> </li> <li>2. Activate 911/EMS. <i>Activating 911/EMS should be done simultaneously with injecting the epinephrine auto-injector by delegating the task to a responsible person.</i></li> <li>3. Notify parent/guardian.</li> <li>4. A second dose of epinephrine may be administered within 5-15 minutes after the first dose is given IF symptoms have not improved.</li> <li>5. Stay with child until EMS personnel arrive. <i>Prevent the child from sitting up or standing quickly as this may cause a dangerous drop in blood pressure.</i></li> </ol> <p><i>Antihistamines are <u>NOT</u> used in managing life-threatening allergies in community program settings.</i></p>
<p><b><u>Face</u></b></p> <ul style="list-style-type: none"> <li>• Red, watering eyes</li> <li>• Runny nose</li> <li>• Redness and swelling of face, lips &amp; tongue</li> <li>• Hives (red, raised &amp; itchy rash)</li> </ul> <p><b><u>Airway</u></b></p> <ul style="list-style-type: none"> <li>• Sensation of throat tightness</li> <li>• Hoarseness or other change of voice</li> <li>• Difficulty swallowing</li> <li>• Difficulty breathing</li> <li>• Coughing</li> <li>• Wheezing</li> <li>• Drooling</li> </ul>	<p><b><u>Stomach</u></b></p> <ul style="list-style-type: none"> <li>• Severe vomiting</li> <li>• Severe diarrhea</li> <li>• Severe cramps</li> </ul> <p><b><u>Total body</u></b></p> <ul style="list-style-type: none"> <li>• Hives (red, raised &amp; itchy rash)</li> <li>• Feeling a “sense of doom”</li> <li>• Change in behavior</li> <li>• Pale or bluish skin</li> <li>• Dizziness</li> <li>• Fainting</li> <li>• Loss of consciousness</li> </ul>		

**Risk reduction strategies**

Avoidance of allergens is the only way to prevent an anaphylactic reaction. Although it is not possible to achieve complete avoidance of allergens in community program settings, it is important to reduce exposure to life-threatening allergen(s). Contact the community program if you have any questions about the risk reduction strategies that are implemented in their facility. School division policy may be found on their website.

*I have reviewed this health care plan and provide consent to this plan on behalf of my child.*

**Parent/guardian signature:** \_\_\_\_\_ **Date:** \_\_\_\_\_

*I have reviewed this health care plan to ensure it provides the community program with required information.*

**Nurse signature:** \_\_\_\_\_ **Date:** \_\_\_\_\_

**Documentation**
